

Systematic Review

***n*-6 Fatty acid-specific and mixed polyunsaturate dietary interventions have different effects on CHD risk: a meta-analysis of randomised controlled trials**

Christopher E. Ramsden^{1*}, Joseph R. Hibbeln¹, Sharon F. Majchrzak¹ and John M. Davis²

¹Section on Nutritional Neurosciences, Laboratory of Membrane Biochemistry and Biophysics, NIAAA, NIH, Bethesda, MD, USA

²Department of Psychiatry, School of Medicine, University of Illinois, Chicago, IL, USA

(Received 18 August 2010 – Accepted 1 September 2010)

Randomised controlled trials (RCT) of mixed *n*-6 and *n*-3 PUFA diets, and meta-analyses of their CHD outcomes, have been considered decisive evidence in specifically advising consumption of 'at least 5–10% of energy as *n*-6 PUFA'. Here we (1) performed an extensive literature search and extracted detailed dietary and outcome data enabling a critical examination of all RCT that increased PUFA and reported relevant CHD outcomes; (2) determined if dietary interventions increased *n*-6 PUFA with specificity, or increased both *n*-3 and *n*-6 PUFA (i.e. mixed *n*-3/*n*-6 PUFA diets); (3) compared mixed *n*-3/*n*-6 PUFA to *n*-6 specific PUFA diets on relevant CHD outcomes in meta-analyses; (4) evaluated the potential confounding role of *trans*-fatty acids (TFA). *n*-3 PUFA intakes were increased substantially in four of eight datasets, and the *n*-6 PUFA linoleic acid was raised with specificity in four datasets. *n*-3 and *n*-6 PUFA replaced a combination of TFA and SFA in all eight datasets. For non-fatal myocardial infarction (MI) + CHD death, the pooled risk reduction for mixed *n*-3/*n*-6 PUFA diets was 22% (risk ratio (RR) 0.78; 95% CI 0.65, 0.93) compared to an increased risk of 13% for *n*-6 specific PUFA diets (RR 1.13; 95% CI 0.84, 1.53). Risk of non-fatal MI + CHD death was significantly higher in *n*-6 specific PUFA diets compared to mixed *n*-3/*n*-6 PUFA diets ($P=0.02$). RCT that substituted *n*-6 PUFA for TFA and SFA without simultaneously increasing *n*-3 PUFA produced an increase in risk of death that approached statistical significance (RR 1.16; 95% CI 0.95, 1.42). Advice to specifically increase *n*-6 PUFA intake, based on mixed *n*-3/*n*-6 RCT data, is unlikely to provide the intended benefits, and may actually increase the risks of CHD and death.

Linoleic acid: *n*-6 Fatty acids: PUFA: Randomised controlled trials

The American Heart Association (AHA) and individual scientists advise consumption of at least 5–10% of energy as *n*-6 PUFA to reduce CHD risk^(1–5). They note that randomised controlled trials (RCT) of CHD outcomes are considered to be the 'gold-standard'⁽⁵⁾ for guiding clinical practice decisions. Individual RCT, and two meta-analyses combining seven RCT^(6,7), are cited as providing 'the most convincing'^(4,5) and 'decisive'⁽⁸⁾ evidence-base, with 'immediate implications'⁽⁷⁾ for 'population and individual level recommendations'⁽⁷⁾ to substitute *n*-6 PUFA-rich vegetable oils for SFA. However, the conclusions of these meta-analyses have been questioned due to their (1) omission of relevant trials with unfavourable outcomes^(9,10); (2) inclusion of trials with weak design and dominant confounders^(9,11); (3) failure to distinguish between trials that selectively increased *n*-6 PUFA, from trials that substantially increased *n*-3 PUFA (Fig. 1)^(9,10); (4) failure to acknowledge that *n*-6 and *n*-3

PUFA replaced large quantities of *trans*-fatty acids (TFA), in addition to SFA, in several trials^(9,11).

Since these meta-analyses^(6,7), reviews^(1–3) and editorials^(4,5,8,12) do not provide the specific *n*-6 PUFA, *n*-3 PUFA or TFA compositions of the study diets, or the detailed methodologies of the individual trials, an in-depth examination of each trial is warranted. Here we sought to (1) critically examine the methodology and nutrient content of all dietary trials that increased PUFA at the expense of other fatty acids and reported non-fatal myocardial infarction (MI), CHD deaths and/or total deaths; (2) determine if experimental conditions increased *n*-6 PUFA specifically, or increased both *n*-3 and *n*-6 PUFA (i.e. mixed *n*-3/*n*-6 PUFA diets); (3) compare the effects of mixed *n*-3/*n*-6 PUFA diets to the effects of *n*-6 specific PUFA diets on clinical outcomes; (4) examine the potential confounding role of TFA in these trials.

Abbreviations: AHA, American Heart Association; ALA, α -linolenic acid; DART, Diet and Reinfarction Trial; Hosp N, hospital N; Hosp K, hospital K; LA, linoleic acid; LDHS, Lyon Diet Heart Study; MCS, Minnesota Coronary Survey; MI, myocardial infarction; ODHS, Oslo Diet-Heart Study; PHFO, partially hydrogenated fish oil; RR, risk ratio; RCOT, Rose Corn Oil Trial; RCT, randomised controlled trial; SDHS, Sydney Diet-Heart Study; STARS, St Thomas Atherosclerosis Regression Study; TFA, *trans*-fatty acid.

* **Corresponding author:** Dr C. E. Ramsden, Tel. +1 301 435 6591, fax +1 301 402 0016, email chris.ramsden@nih.gov

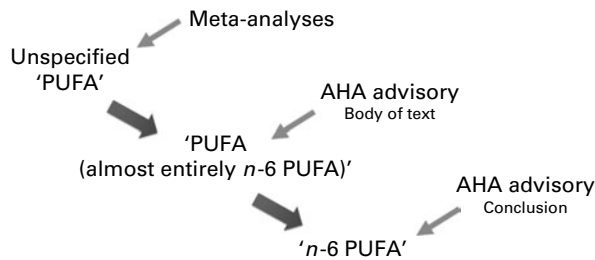


Fig. 1. Shift in PUFA terminology from data to advice. A meta-analysis of randomised controlled trials (RCT) that increased PUFA⁽⁶⁾, but did not specify *n*-6 and *n*-3 PUFA composition, was cited by the 2009 American Heart Association (AHA) Advisory⁽¹¹⁾. A more recent meta-analysis of RCT that similarly increased unspecified PUFA⁽⁷⁾ was considered evidence of the benefits of *n*-6 PUFA⁽¹²⁾. Despite substantial increases in *n*-3 PUFA, these interventions were considered to be 'almost entirely *n*-6 PUFA'. The AHA advisory specifically recommended the consumption of 'at least 5–10 % of energy as *n*-6 PUFA'.

Experimental methods

Literature search and review of public records

We first identified all manuscripts cited in the two previous meta-analyses of dietary PUFA and CHD risk^(6,7), and the methodology publications from these trials (Fig. 2). We then entered relevant search terms into Medline and ISI Web of Science (e.g. polyunsaturates, PUFA, linoleic acid, omega-6, cholesterol-lowering, randomized controlled trial, dietary intervention, myocardial infarction, coronary heart disease, CHD, cardiac death, sudden death, mortality, death). We expanded the search to include all publications of every author on the individual RCT reports cited in the previous meta-analyses. When detailed dietary and outcome data were not available in the published literature archive, we examined public records, including research grant applications and grant reviews, research protocols, study progress reports, study brochures, scientific proceedings from national conferences, library special collections, written correspondence between study investigators, colleagues and grant reviewers, newspaper archives and Minnesota state mental hospital records to find missing data and identify the specific

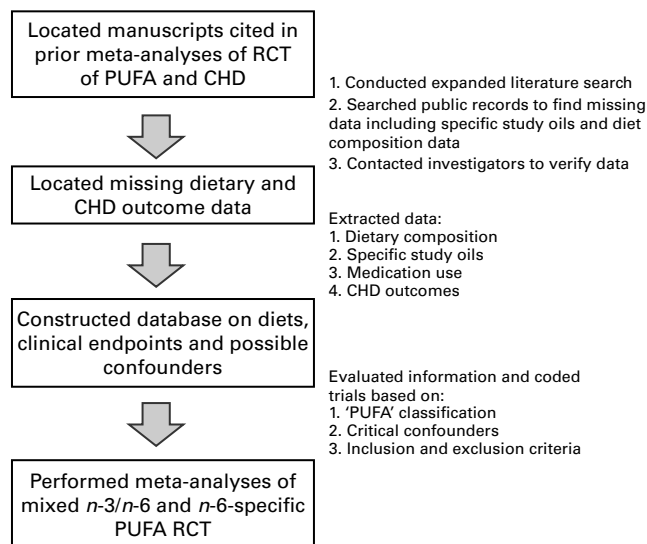


Fig. 2. Experimental methods. RCT, randomised controlled trials.

study oils used in each RCT. Study authors/investigators (or colleagues of deceased investigators) were also contacted via telephone and e-mail to request missing data and to verify our findings.

Criteria for inclusion and exclusion

The datasets were included if PUFA were increased in place of SFA and/or TFA and non-fatal MI, CHD deaths and/or total deaths were reported. Datasets were excluded if (1) individual participants were not randomly assigned to the experimental diet or a control diet; (2) disproportionate CHD risk factors (e.g. smoking, pre-existing CHD, cardiotoxic medication use) were reported in different study arms; or (3) the dietary information necessary to classify experimental diets as either '*n*-6 specific PUFA' or 'mixed *n*-3/*n*-6 PUFA' was not available.

Nine trials were identified (Table 1), including one that was not included in either of two previous meta-analyses. Two trials separated men and women, for a total of eleven datasets. Two trials were excluded: The Finnish Mental Hospital Study (two datasets)^(13–17) and the Diet and Reinfarction Trial (DART)^(18–21). The remaining seven RCT (eight datasets) were included in the main analyses.

Exclusion of the Finnish Mental Hospital Study

The Finnish Mental Hospital Study was excluded because patients were assigned by hospital and not randomised as individual patients. Consequently, the cardiotoxic medication thioridazine was used disproportionately in one study arm, and TFA consumption differed markedly in the two control groups. The Finnish Mental Hospital Study was a 12-year crossover study that randomised two hospitals (Hosp N and Hosp K) of mostly schizophrenic patients (77 % in Hosp K and 69 % in Hosp N) to either a high-PUFA, 'serum cholesterol-lowering' diet (Hosp N) or their hospital's typical control diet (Hosp K) for 6 years. After this initial 6-year phase, the diets were switched so that Hosp N patients received the Hosp N control diet and Hosp K patients received the high-PUFA diet. This unusual design was also confounded because patient populations were 'rejuvenated by discarding the six oldest annual cohorts and admitting six new annual cohorts on the younger end of the age range' at this reversal of diets in 1965⁽²²⁾.

This combination of inappropriate randomisation and the crossover design allowed dominant confounders to enter into the study. Critically the cardiotoxic antipsychotic medication thioridazine was used disproportionately in one study arm. Hosp N control patients received an average of 1.79 (100 mg) doses of thioridazine per d, more than twice as much as patients in the other three study arms. Thioridazine is significantly associated with risk of sudden death (adjusted OR = 5.3; 95 % CI 1.7, 16.2; *P* = 0.004), 'the likely mechanism being drug-induced arrhythmia'⁽²³⁾. Thioridazine also causes T-wave distortions⁽²⁴⁾, QRS changes, ST elevations and other electrocardiogram changes both with therapeutic administration and overdoses⁽²⁵⁾. These electrocardiogram changes and clinical presentations overlap with those seen in MI and sudden cardiac death and may have been counted as CHD events. Furthermore, patients in all four study arms

Table 1. General characteristics of dietary intervention trials that substituted PUFA for saturated and *trans*-fatty acids

Study	<i>n</i>	Population	Design	Blinding	Follow-up (years)	Non-fatal MI + CHD deaths (<i>n</i>)	Deaths (<i>n</i>)
MRC Soy ^(35,41)	393	Ambulatory men after MI	RCT	Single	2–7	96	59
Oslo	412	Ambulatory men after MI	RCT	Single	5	142	96
Diet-Heart ^(31,32,75)							
STARS ^(33,34,43)	55	Ambulatory men with CHD	RCT	Single	3–3	7	4
LA	846	Institutionalised men with or without CHD	RCT	Double	≤ 8	140	352
Veterans ^(36,44,76–85)							
DART ^(18–21,28,86)	2033	Ambulatory men after MI	RCT	Single	2	276	224
FMHS ^(13–17,21,22)	1003*	Institutionalised male and female schizophrenic patients	Patients not randomised*	Single	6	45*	Not reported*
Rose Corn ⁽³⁷⁾	54	Ambulatory men after MI	RCT	Single	2	24	6
Sydney	458	Ambulatory men, most after MI or with established CHD	RCT	Single	2–7	Not reported	67
Diet-Heart ^(38,46–48,87)							
Minnesota CS (men) ^(39,53–56,68)	4393	Institutionalised men without CHD	RCT	Double	≤ 4.5	143	311
Minnesota CS (women) ^(39,53–56,68)	4664	Institutionalised women without CHD	RCT	Double	≤ 4.5	109	206
Total	11 275†					661†	1095†

MI, myocardial infarction; MRC, Medical Research Council; RCT, randomised controlled trial; STARS, St Thomas Atherosclerosis Regression Study; LA, linoleic acid; DART, Diet and Reinfarction Trial; CS, Coronary Survey; FMHS, Finnish Mental Hospital Study; EKG, electrocardiogram.

In the FMHS, the individual patients were not randomised and patient populations were 'rejuvenated' at reversal of the diets⁽¹⁷⁾ in this crossover study.

* (1) The mean number of study participants; (2) that 'intermediate EKG changes' were not included in calculating non-fatal MI + CHD death; and (3) total deaths for patients within the specified age ranges were not reported^(16,17,22).

† Does not include participants from excluded studies (DART or FMHS).

were taking tricyclic antidepressants (0.42 doses per d in Hosp N controls). Concurrent use of phenothiazines (especially thioridazine) and tricyclic antidepressants can lead to cardiac arrhythmias, electrocardiogram changes and sudden death, even in young adults without heart disease on therapeutic doses⁽²⁶⁾. Thioridazine also has the most severe metabolic effects among typical antipsychotics, inducing an average weight gain of 7 lbs (3.2 kg) in a 10-week study⁽²⁷⁾. Therefore, over the 6-year phase, the control subjects were at substantially greater risk of thioridazine-induced weight gain, insulin resistance, electrocardiogram changes and sudden cardiac death.

Marked differences in TFA consumption between the two control groups, and between the control and experimental groups, were also identified as a significant confounding factor. Hospital K controls consumed more than three times as much TFA as Hosp N controls, and about nine times as much as either experimental group (Table 2).

Table 2. Common margarine use in the four arms of the Finnish Mental Hospital Study (men)

Years	Diet group	Margarine intake (g/d)	<i>trans</i> -Fatty acids* (as en %)
Hosp N 1959–65	Experimental	2	0.2
Hosp K 1965–71	Experimental	0	0.0
Hosp K 1959–65	Control†	18	2.0‡
Hosp N 1965–71	Control	5	0.6

en %, percentage of daily energy; Hosp N, hospital N; Hosp K, hospital K.

* Estimated *trans*-fatty acids from hard margarines as percentage of daily energy.

† Hosp K controls consumed an average of 18 g/d of common 'hard' margarine, including 24 and 26 g/d in 1959 and 1960, respectively. Hard margarines were replaced with soybean oil and a 'specially prepared polyunsaturated' soft margarine⁽¹⁴⁾.

‡ In a recent pooled analysis of prospective cohort studies, each 2 en % replacement of *trans*-fatty acids with SFA, MUFA or PUFA was associated with a 21–32 % reduction in CHD risk^(66,88), see Discussion section.

Exclusion of the Diet and Reinfarction Trial

DART was excluded from the main analyses because data on the specific *n*-6 and *n*-3 PUFA composition of DART study diets were unavailable from publications^(18–20) and personal communications (M. L. Burr, 2010). The experimental 'fat advice' group received only generic advice to use polyunsaturated oils for cooking, without recommending or providing any specific oil, and increased total PUFA intake by only 2.8 en % (from 6.9 to 9.7 en %⁽²⁸⁾). Because oils with substantial amounts of α -linolenic acid (ALA) were available in Britain during the trial⁽²⁹⁾, it is likely, but not definite, that the 'fat advice' group increased both *n*-3 ALA and *n*-6 linoleic acid (LA), albeit modestly. DART was considered provisionally as a mixed *n*-3/*n*-6 PUFA RCT in an exploratory sensitivity analysis to determine if inclusion would substantially alter the present results.

Extraction and classification

We extracted the number of participants in the experimental and control groups with and without the following outcomes: non-fatal MI, CHD death, combined non-fatal MI + CHD death and death from all causes. We extracted food and nutrient composition data for experimental and control diets. Diet extraction data included the specific study oils and fatty acid composition of experimental diets. Quantitative fatty acid data were expressed as g/d and percentage of daily energy (en %), as follows (see Appendix 1 for calculations of specific fatty acids in RCT):

$$\% \text{ of energy (en \%)} = ((\text{fatty acid (g/d)} \times 9 \text{ (kcal/g)}) /$$

$$= ((\text{fatty acid (g/d)} \times 9 \text{ (kcal/g)}) / (\text{total daily intake (kcal)})) \times 100.$$

Table 3. Characteristics of control and experimental diets used in different studies*

Study	Diet	Oil	LA†	ALA†	EPA + DHA†	TFA†	Mixed or <i>n</i> -6 specific PUFA	Included
MRC Soy	Experimental	Soybean	16.3	2.3	U	Restricted‡	Mixed	Yes
	Control		U	U	U	1.6§		
Oslo Diet-Heart	Experimental	Soybean, cod liver oil	15.6	2.7	2.0	Restricted	Mixed	Yes
	Control		2.6	U	Low	9.6		
STARS	Experimental	U	5.6	0.32	0.21	1.08	Mixed	Yes
	Control		4.0	0.41	0.10	1.80		
LA Veterans	Experimental	Corn and soybean¶	14.8	0.7	Low	Restricted‡	Mixed	Yes
	Control		4.8	<0.1	Low	2.1**		
DART	Experimental	U	U††	U††	U	Restricted‡	Unknown	No††
	Control		U	U	U	2.4§		
FMHS (men and women)	Experimental	Soybean	11.0	1.8	Low	0.1‡	Mixed	No‡‡
	Control		3.4	0.6	Low	1.5‡‡		
Rose Corn	Experimental	Corn	+ 14.9 ^{§§}	Very low	U	Restricted‡	<i>n</i> -6 specific PUFA	Yes
	Control		U	U	U	1.6§		
SDHS	Experimental	Safflower	14.0	Very low	U	Restricted‡	<i>n</i> -6 specific PUFA	Yes
	Control		8.0	U	U	1.3¶¶		
Minnesota CS (men and women)	Experimental	Corn	14.5	Very low	U	Restricted‡	<i>n</i> -6 specific PUFA	Yes
	Control		4.8	U	U	2.3**		

LA, linoleic acid (18:2*n*-6); ALA, α -linolenic acid (18:3*n*-3); EPA (20:5*n*-3); DHA (22:6*n*-3); TFA, *trans*-fatty acids; MRC, Medical Research Council; U, unspecified; CS, Coronary Survey; STARS, St Thomas Atherosclerosis Regression Study; DART, Diet and Reinfarction Trial; FMHS, Finnish Mental Hospital Study; SDHS, Sydney Diet-Heart Study; OECD, Organisation for Economic Cooperation and Development.

* From references^(13–22,28,29,31–34,36–47,49,52–56,68,77–85,87,89–91). See Appendix 1 for the methods used to calculate *n*-6 PUFA, *n*-3 PUFA and TFA, and applicable references.

† Data are expressed as a percentage of energy, as detailed in Appendix 1.

‡ Major sources of TFA (e.g. common 'hard' margarines and shortenings) were replaced with non-hydrogenated oils and 'soft' polyunsaturated margarines.

§ TFA estimated from UK National Food Survey data⁽⁸⁹⁾ for household margarine use (does not include shortenings, fried foods, baked goods).

|| Controls consumed 65 g/d of partially hydrogenated fish and vegetable oil margarines, which were 'entirely restricted' for experimental dieters.

¶ Mostly corn and soybean (some safflower and cottonseed).

** TFA estimated from US economic disappearance data for margarines and shortenings.

†† Excluded because *n*-6 and *n*-3 PUFA data are unavailable. Total PUFA increased by 2.8 en % from 6.9 to 9.7 en %.

‡‡ Excluded because individual patients were not randomised, the cardiotoxic medication thioridazine was used disproportionately in one study arm, and TFA intakes differed markedly in the two control groups.

§§ Corn oil supplied an additional 14.9 en % as *n*-6 LA. Total LA intake was unspecified.

¶¶ SDHS TFA estimated from OECD Food Consumption Statistics 1954–1985 for the apparent consumption of margarine (does not include shortenings, fried foods, baked goods).

Interventions were classified as either 'mixed *n*-3/*n*-6 PUFA' (i.e. *n*-3 and *n*-6 PUFA) or '*n*-6 specific PUFA' diets on the basis of quantitative dietary fatty acid data and/or the specific study oils that were provided to experimental dieters (Tables 3 and 4).

Statistical methods

Meta-analyses were performed for the mixed and *n*-6 specific PUFA RCT datasets with the calculated relative risks and 95 % CI and *P*-values for each of the following outcomes: (1) non-fatal MI; (2) CHD death; (3) non-fatal MI+CHD death and (4) death from all causes. The primary outcome was non-fatal MI + CHD death. Fixed and random effects models were applied to each classification set. Random effects models are reported in the text unless otherwise specified. A test of heterogeneity was performed to determine whether the effects of the mixed *n*-3/*n*-6 PUFA and *n*-6 specific PUFA datasets should be evaluated separately. Potential for publication bias was assessed by visual inspection of a

funnel plot of the treatment effect *v.* standard error and was also quantified using the Begg and Mazumdar adjusted rank correlation test. All statistical analyses were performed with the Comprehensive Meta-analysis version 2⁽³⁰⁾.

Nutrient composition of the experimental and control diets

n-3 PUFA were substantially increased in four of eight datasets (Table 3) summarised as follows. EPA (20:5*n*-3) and DHA (22:6*n*-3) were substantially increased in two of eight datasets^(31–34). ALA (18:3*n*-3) was substantially increased in three of eight datasets^(32,35,36). LA (18:2*n*-6) was raised in isolation, without concurrent increase in ALA or EPA + DHA, in four of the eight datasets^(37–39). Non-hydrogenated study oils were substituted for TFA-containing fats, oils and foods (e.g. common hard margarines, shortenings, pastries, fried foods) in each of the eight included datasets^(32,34–40) and both excluded trials^(22,28) (Table 3 and Appendix 1).

Table 4. Fatty acid composition of 'n-6 specific PUFA', 'mixed' and 'n-3 specific PUFA' oils used in randomised controlled trials*

Oil	LA†	ALA†	EPA + DHA†	Total SFA†	Cholesterol reduction (mg/dl per tbsp)‡
<i>n</i> -6 specific PUFA					
Safflower	74.6	0.0	–	6.2	–28§
Corn	53.5	1.2	–	12.9	–25
Mixed (<i>n</i> -6 + <i>n</i> -3 PUFA)					
Soybean	50.3	7.0	–	15.3	–11
<i>n</i> -3 specific PUFA					
Cod liver	0.9	0.9	17.9	22.6	

LA, linoleic acid; ALA, α -linolenic acid; tbsp, table spoon.

*Fatty acid composition values from United States Department of Agriculture National Nutrient Database for Standard Reference, Release 22. Nutrient Data-bank Identifier numbers (NDB) are as follows: Safflower, 04510; Corn, 04510; Soybean, 04669; Cod liver, 04589.

†Data are expressed in g/100 g

‡Based on a predictive model for lowering serum cholesterol developed by Ancel Keys and University of Minnesota collaborators, using data from Hastings and Faribault Mental Hospitals and the National Diet Heart Study.

§Safflower oil has the most potent cholesterol-lowering effect of any vegetable or seed oil.

||Corn oil, which is rich in phytosterols that enhance its cholesterol-lowering effect⁽⁹²⁾, is the second most potent cholesterol-lowering oil.

Mixed n-3/n-6 PUFA randomised controlled trials

Experimental dietary conditions increased both *n*-3 and *n*-6 PUFA in four RCT, providing four 'mixed *n*-3/*n*-6 PUFA' datasets with a total of 1,706 participants (Table 3). In the Oslo Diet-Heart Study (ODHS), experimental diets provided 2.7 en% as ALA from soybean oil and about 5 g of EPA + DHA per d (2 en%)⁽³²⁾ (Appendix 1). In the Medical Research Council Soy (MRC Soy) trial^(35,41), the soybean oil supplied to experimental dieters provided 2.3 en% as ALA, approximately four times the present average US ALA intake of 0.6 en%⁽⁴²⁾. The experimental group in St Thomas Atherosclerosis Regression Study (STARS) doubled their daily intake of EPA + DHA from 200 mg (0.10 en%) to 400 mg (0.21 en%)⁽⁴³⁾. In the LA Veterans Study, experimental study oils were 'mostly corn and soybean'⁽³⁶⁾. This soybean oil increased absolute consumption of ALA from only trace amounts (<0.1 en%) to about 0.7 en%^(36,44), slightly higher than current average US intake.

n-6 specific PUFA randomised controlled trials

Experimental dietary conditions specifically increased *n*-6 PUFA, without a concurrent increase in *n*-3 PUFA in three RCT and four datasets with 9,569 participants (Table 3), as described below.

The Sydney Diet-Heart Study

The 'Group F' experimental dieters in the Sydney Diet-Heart Study (SDHS) received safflower oil and 'Miracle' brand safflower oil polyunsaturated margarine (Marrickville Margarine Private Limited, Marrickville, NSW, Australia)^(38,45–49). Safflower oil margarine was used in place of butter and hard margarines, and liquid safflower oil was taken by spoon and used for frying, potato chips and salad dressing^(46–48). Safflower oil and Miracle margarine use was acknowledged in publications^(38,46–48,50). Miracle margarine was identified

as safflower oil polyunsaturated margarine via advertisements in the Sydney Morning Herald⁽⁴⁵⁾ and a summary of Australian margarine quotas⁽⁴⁹⁾. The provision of safflower oil and safflower margarine was confirmed via personal communication with an SDHS investigator (B. Leelarthapin, 2010). Safflower oil was selected as 'the most suitable food to add to the diet'⁽⁴⁷⁾ because it contains the highest total PUFA content of any oil, approximately 75 g per 100 g serving, exclusively as LA (Table 4). Safflower oil had previously been shown to have the most potent cholesterol-lowering effect of any vegetable or seed oil⁽⁵¹⁾, which was attributed to its high LA content.

Rose Corn Oil Trial

The experimental dietary group in the Rose Corn Oil Trial (RCOT) consumed an average of 64 g of corn oil per d, which provided 14.9 en% as LA⁽³⁷⁾ (Table 3). Corn oil was substituted for typical fat sources and taken as a supplement with meals.

Minnesota Coronary Survey

The experimental cholesterol-lowering diets provided to Minnesota State Mental Hospital patients in the Minnesota Coronary Survey (MCS) were derived from the 'BC' diet of the institutional arm of the National Diet-Heart Feasibility Study at Faribault State Mental Hospital (Principal Investigator: Ivan D. Frantz Jr MD, University of Minnesota)^(39,40,52–55). The *n*-6 PUFA LA accounted for 99% of total PUFA in these institutional BC diets^(40,54–56), with corn oil identified as the main source of PUFA. Liquid corn oil and corn oil polyunsaturated margarine were confirmed as the PUFA sources in the MCS via the R01 research grant application and supplementary progress reports^(40,54–56). Dr Frantz and his collaborators concurrently selected safflower oil, the most efficacious cholesterol-lowering oil⁽⁵¹⁾, alongside corn oil in the free-living Twin Cities arm of the National Diet-Heart Feasibility Study⁽⁵⁷⁾, and for other human experiments at Minnesota State mental hospitals^(58,59) and the University of Minnesota⁽⁶⁰⁾. Like corn oil, the nutrient composition of safflower oil (Table 4) is consistent with the fatty acid compositions reported for the institutional BC diets (LA = 99% of total PUFA)^(40,55). Therefore, safflower oil may have also been utilised to some extent in the MCS.

Results

Meta-analyses of mixed n-6/n-3 PUFA randomised controlled trials

Among the four datasets using mixed *n*-3/*n*-6 PUFA diets, the pooled risk reduction for non-fatal MI + CHD death was 22% (risk ratio (RR) 0.78; 95% CI 0.65, 0.93; $P=0.005$) (Table 5 and Fig. 3). The pooled risk reductions were 27% for non-fatal MI (RR 0.73; 95% CI 0.54, 0.99; $P=0.04$), 19% for CHD death (RR 0.81; 95% CI 0.64, 1.03; $P=0.08$) and 8% for death from all causes (RR 0.92; 95% CI 0.80, 1.06; $P=0.25$). RR and 95% CI were similar for all outcomes whether we used fixed effects or random effects models (Table 5).

Table 5. The effects of *n*-6 specific PUFA and mixed *n*-3/*n*-6 PUFA diets on all relevant CHD outcomes in randomised controlled trials (RCT)
(Risk ratios and 95% confidence intervals)

Study	Non-fatal MI			CHD death			Non-fatal MI + cardiac death			All-cause mortality		
	RR	95% CI	<i>P</i>	RR	95% CI	<i>P</i>	RR	95% CI	<i>P</i>	RR	95% CI	<i>P</i>
<i>n</i> -6 Specific PUFA RCT												
Sydney Diet-Heart†	NA	NA	NA	NA†	NA†	NA†	NA	NA	NA	1.49†	0.95, 2.34	0.08†
Rose Corn Oil trial	0.93	0.21, 4.20	0.92	4.64	0.58, 37.15	0.15	1.86	0.63, 5.44	0.26	4.64	0.58, 37.2	0.15
Minnesota CS (men)	0.75	0.47, 1.20	0.23	1.15	0.73, 1.81	0.56	0.93	0.68, 1.29	0.67	1.03	0.83, 1.28	0.77
Minnesota CS (women)	1.47	0.90, 2.38	0.12	1.09	0.60, 1.99	0.78	1.31	0.90, 1.90	0.16	1.16	0.88, 1.51	0.29
Pooled <i>n</i> -6-specific diets (fixed)	1.03	0.74, 1.43	0.85	1.17	0.82, 1.68	0.38	1.11	0.87, 1.40	0.41	1.13	0.97, 1.32	0.12
Pooled <i>n</i> -6-specific diets (random)	1.03	0.62, 1.73	0.90	1.17	0.82, 1.68	0.38	1.13	0.84, 1.53	0.43	1.16	0.95, 1.42	0.15
Mixed <i>n</i> -3/ <i>n</i> -6 PUFA RCT												
MRC Soybean Oil	0.75	0.43, 1.30	0.30	0.97	0.58, 1.64	0.92	0.86	0.61, 1.22	0.40	0.88	0.55, 1.41	0.60
Oslo Diet-Heart	0.77	0.47, 1.27	0.31	0.74	0.51, 1.08	0.12	0.75*	0.58, 0.99*	0.04*	0.75	0.52, 1.06	0.11
STARS	0.52	0.05, 5.40	0.58	0.35	0.04, 3.12	0.34	0.42	0.09, 1.96	0.27	0.35	0.04, 3.12	0.34
LA Veterans	0.66	0.37, 1.19	0.17	0.82	0.56, 1.21	0.31	0.77	0.56, 1.04	0.09	0.97	0.83, 1.14	0.74
Pooled Mixed <i>n</i> -3/ <i>n</i> -6 PUFA (fixed)	0.73*	0.54, 0.99*	0.04*	0.81	0.64, 1.03	0.08	0.78**	0.65, 0.93**	0.005**	0.92	0.80, 1.06	0.25
Pooled Mixed <i>n</i> -3/ <i>n</i> -6 PUFA (random)	0.73*	0.54, 0.99*	0.04*	0.81	0.64, 1.03	0.08	0.78**	0.65, 0.93**	0.005**	0.92	0.80, 1.06	0.25
Combined <i>n</i> -6 PUFA and Mixed RCT												
Overall Pooled Fixed	0.86	0.68, 1.07	0.18	0.91	0.74, 1.10	0.33	0.88	0.76, 1.01	0.07	1.01	0.91, 1.12	0.86
Overall Pooled Random	0.80	0.61, 1.04	0.10	0.91	0.74, 1.10	0.33	0.85	0.73, 0.99	0.04*	0.99	0.89, 1.11	0.91

MI, myocardial infarction; RR, risk ratio; NA, not applicable; CS, Coronary Survey; MRC, Medical Research Council; STARS, St Thomas Atherosclerosis Regression Study; LA, linoleic acid.

RR and 95% CI values were significantly different at: **P*<0.05, ***P*<0.01.

† Experimental dieters in the Sydney Diet-Heart Study had a 49% increased risk of death from all causes, and 91% (sixty-one of sixty-seven) and 96% (sixty-four of sixty-seven) of deaths were attributed to CHD and CVD, respectively. However, CHD deaths were not reported by group.

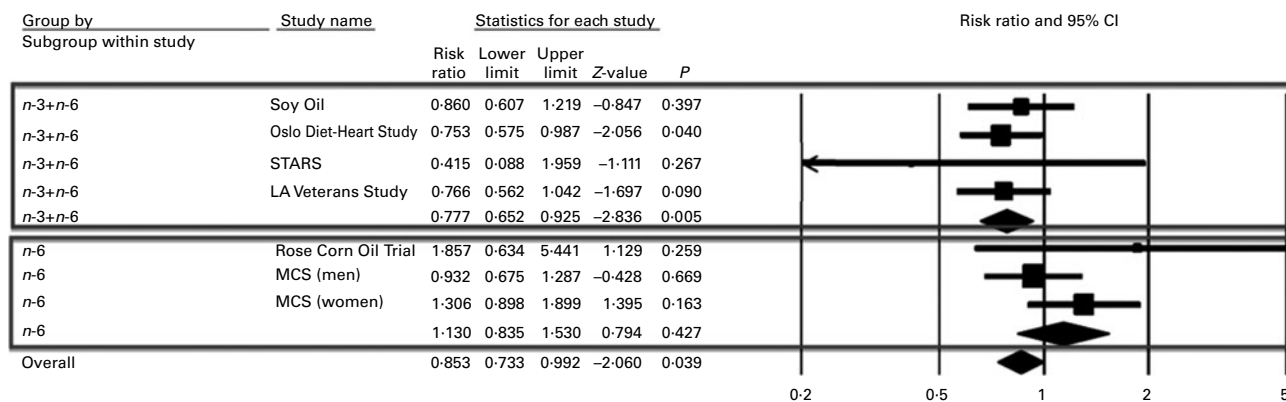


Fig. 3. Forest plot of non-fatal myocardial infarction (MI) + CHD death. The lower box and \blacklozenge indicate that *n*-6 specific PUFA trials increased the risk of non-fatal MI + CHD death by 13% (risk ratio (RR) 1.13; 95% CI 0.84, 1.53; $P=0.427$). These data do not include the Sydney Diet-Heart Study, an *n*-6 PUFA RCT that found a 49% increased risk of death from all causes (RR 1.49; 95% CI 0.95, 2.34; $P=0.08$) (Table 5). The upper box and \blacklozenge indicate that mixed *n*-3/*n*-6 PUFA trials reduced the risk of non-fatal MI + CHD death by 22% (RR 0.78; 95% CI 0.65, 0.93; $P=0.005$). Overall and accompanying \blacklozenge indicates that the combination of *n*-6 specific PUFA and mixed *n*-3/*n*-6 PUFA diets reduced the risk of non-fatal MI + CHD death by 15% (RR 0.85; 95% CI 0.73, 0.99; $P=0.04$). *n*-3 + *n*-6, mixed *n*-3/*n*-6 PUFA studies; *n*-6, *n*-6 specific PUFA studies; overall, all included PUFA trials; Soy Oil, Medical Research Council Soy trial; STARS, St Thomas Atherosclerosis Regression Study; MCS, Minnesota Coronary Survey.

Meta-analyses of *n*-6 specific PUFA randomised controlled trials

Combining the three datasets for *n*-6 specific PUFA diets with available endpoints, the pooled risk for non-fatal MI + CHD increased by 13% (RR 1.13; 95% CI 0.84, 1.53; $P=0.43$). Considering the mixed *n*-3/*n*-6 and the *n*-6 specific PUFA diets separately, their effects on non-fatal MI + CHD death were significantly different (Q -statistic = 5.44, $df = 1$; $P=0.02$) (Table 6).

Among the three datasets for *n*-6 specific PUFA diets with published endpoints, the pooled risk for CHD death increased by 17% (RR 1.17; 95% CI 0.82, 1.68; $P=0.38$). The effects of the mixed *n*-3/*n*-6 and the *n*-6 specific PUFA diets on CHD deaths are borderline significantly different (Q -statistic = 2.88, $df = 1$; $P=0.09$). In the SDHS, the experimental dieters had a 49% increased risk of death from all causes (RR 1.49; 95% CI 0.95, 2.34; $P=0.08$) (Table 5)⁽³⁸⁾, and 91% (sixty-one of sixty-seven) of total deaths in both groups combined were attributed to CHD. Unfortunately, CHD deaths were not reported by group. In a secondary analysis modelling an assumption that the same percentage of total deaths (91%) were CHD deaths in each group, the pooled risk of CHD death in four *n*-6 specific PUFA datasets was increased by 28% (RR 1.28; 95% CI 0.96, 1.71;

Table 6. *n*-6 specific PUFA diets increase risks of CHD and death in comparison to mixed *n*-3/*n*-6 PUFA diets in heterogeneity analyses

Outcome(s)	SDHS included	Q_{bet}^* ($df = 1$)	P
Non-fatal MI	No	2.28	0.13
CHD death	No	2.88	0.09
CHD death	Yes†	5.87	0.015
Non-fatal MI+CHD death	No	5.44	0.020
Death from all causes	Yes	3.68	0.055

MI, myocardial infarction; SDHS, Sydney Diet-Heart Study; Q_{bet} , between-groups heterogeneity statistic.

*Heterogeneity between groups with a $P < 0.05$ indicating significance.

†The SDHS. Ninety-one percent of total deaths in combined SDHS groups were attributed to CHD. Modelling the assumption that 91% of deaths in each group were CHD deaths, the pooled effects of *n*-6 specific PUFA and mixed *n*-3/*n*-6 PUFA diets on CHD deaths are significantly different ($P=0.015$).

$P=0.09$), and the effects of the mixed *n*-3/*n*-6 and the *n*-6 specific PUFA diets on CHD deaths were significantly different (Q -statistic = 5.87, $df = 1$; $P=0.015$) (Table 6).

All four *n*-6 specific PUFA RCT datasets reported total deaths. Combining these four datasets, there was a non-significant trend towards increased risk of death from all causes (RR 1.16; 95% CI 0.95, 1.42; $P=0.15$ (random effects); RR 1.13; 95% CI 0.97, 1.32; $P=0.12$ (fixed effects)) (Table 5 and Fig. 4). The effects of the mixed *n*-3/*n*-6 and *n*-6 specific PUFA diets on risk of death from all causes were borderline significantly different (Q -statistic = 3.68, $df = 1$; $P=0.055$). In pooled analyses, *n*-6 specific PUFA diets increased the risks of all relevant CHD outcomes, with or without the SDHS included (Table 5). Without the SDHS included, the pooled effects of the mixed *n*-3/*n*-6 and *n*-6 specific PUFA diets on risks of all CHD outcomes were different at ranges of $P=0.02$ – 0.13 ; with the SDHS included the effects were different at ranges of $P=0.015$ – 0.055 (Table 6).

Evaluation for publication bias

Visual inspection of the funnel plot, an indicator of publication bias, for non-fatal MI + CHD death (seven datasets) shows a fairly symmetric distribution (Fig. 5), with Begg's test being non-significant ($\tau = 0.38$; $P=0.23$), although this should be interpreted with caution when a small number of studies are examined⁽⁶¹⁾.

Sensitivity analyses

The pooled results for non-fatal MI + CHD death were not substantially altered in *post hoc* secondary analyses based on specific RCT characteristics. For example, excluding one small dataset with mixed *n*-3/*n*-6 PUFA diets that increased total PUFA intake by only 1.6 en% in the experimental diet (STARS)^(33,34), the pooled risk reduction remained 22% (RR 0.78; 95% CI 0.66, 0.93; $P=0.006$). Including one dataset (DART)⁽¹⁸⁾ that increased total PUFA by only 2.8 en%⁽²⁸⁾, provided non-specific advice to increase 'PUFA' and lacked sufficient dietary information to evaluate the specific *n*-6 and

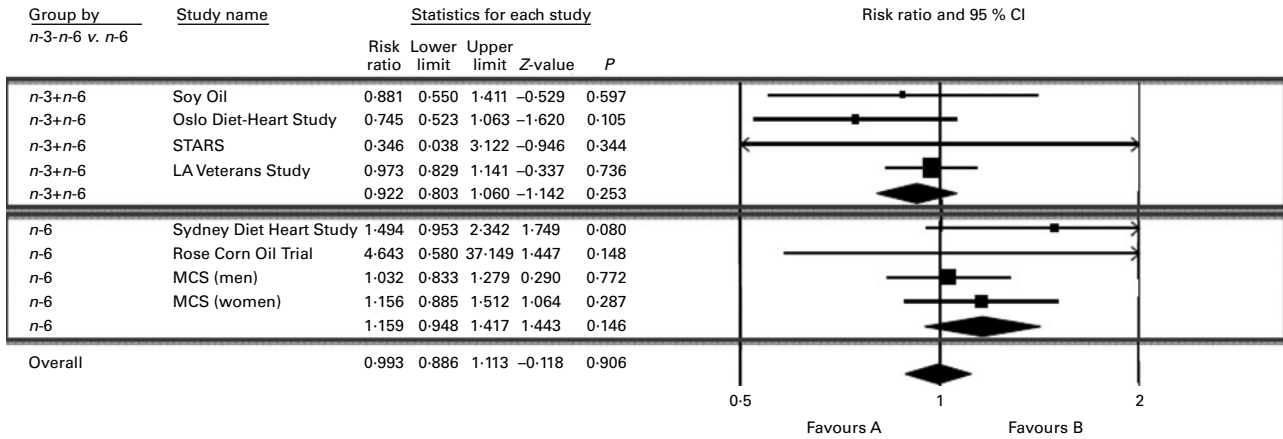


Fig. 4. Forest plot of total deaths from all causes. The lower box and ♦ indicate that *n-6* specific PUFA diets increased the risk of death from all causes by 16% (risk ratio (RR) 1.16; 95% CI 0.95, 1.42; $P=0.15$). The upper box and ♦ indicate that mixed *n-3/n-6* PUFA diets reduced the risk of death from all causes by 8% (RR 0.92; 95% CI 0.80, 1.06; $P=0.25$). Overall and accompanying ♦ indicate that the combination of all *n-6* specific PUFA and mixed *n-3/n-6* PUFA diets had no effect on the risk of death from all causes (RR 0.99; 95% CI 0.89, 1.11; $P=0.91$). *n-3 + n-6*, mixed *n-3/n-6* PUFA trials; *n-6*, *n-6* specific PUFA trials; overall, all included PUFA trials; Soy Oil, Medical Research Council Soy trial; STARS, St Thomas Atherosclerosis Regression Study; MCS, Minnesota Coronary Survey; LA, linoleic acid; favours A, reduced risk; favours B, increased risk.

n-3 PUFA composition of the experimental diet as a mixed *n-3/n-6* PUFA study, the pooled risk reduction was 17% (RR 0.83; 95% CI 0.72, 0.95; $P=0.007$). Including DART, but excluding STARS, the pooled risk reduction for mixed *n-3/n-6* PUFA diets was 17% (RR 0.83; 95% CI 0.73, 0.96; $P=0.009$).

Discussion

This analysis of RCT showed that mixed *n-3/n-6* PUFA and *n-6* specific PUFA diets have significantly different effects on CHD risk. In pooled analyses, mixed *n-3/n-6* PUFA RCT significantly reduced the risks of non-fatal MI by 27% and non-fatal MI + CHD death by 22%. By contrast, *n-6* specific PUFA diets increased risk of all CHD endpoints, with the increased risk of death from all causes approaching statistical significance (Table 5). Tests of heterogeneity showed that the *n-6* specific PUFA diets and the mixed *n-3/n-6* PUFA diets had statistically different effects on risk for non-fatal

MI + CHD death ($P=0.02$), and a borderline significant difference for total deaths ($P=0.055$). Our findings highlight the importance of making a clear distinction between *n-6* and *n-3* PUFA, and question the conclusions of previous meta-analyses and public health advisories that imprecisely grouped *n-6* and *n-3* PUFA together as ‘PUFA’, ‘PUFA (almost entirely *n-6* PUFA)’ or ‘*n-6* PUFA’.

‘PUFA’ v. ‘PUFA (almost entirely *n-6* PUFA)’ v. ‘*n-6* PUFA’

Two previous meta-analyses^(6,7) have recently been cited to support the proposition that PUFA in general, and *n-6* PUFA in particular, are cardioprotective^(1–5,8,12). In a pooled analysis of seven dietary intervention trials that increased ‘polyunsaturated fat in place of saturated fat’, Mozaffarian *et al.*⁽⁷⁾ found a modest CHD risk reduction of about 10% per 5 en% increase in ‘PUFA’ consumption. Mozaffarian *et al.*⁽⁷⁾ concluded that their findings have ‘immediate implications’ for ‘population and individual level recommendations’ and that the current WHO recommended upper limit of 10 en% as non-specific PUFA⁽⁶²⁾ may need to be revisited. The AHA Science Advisory committee alternatively used the non-specific terms ‘PUFA’ and ‘PUFA (almost entirely *n-6* PUFA)’ when referring to both individual RCT and a pooled analysis of six RCT cited in the body of the text^(1,5,6) (Fig. 1). However, the advisory used the more specific term ‘*n-6* PUFA’ in concluding that ‘at least 5–10% of energy from *n-6* PUFA reduces the risk of CHD relative to lower intakes’.

The Oslo Diet-Heart Study as an ‘n-6 PUFA’ Trial

The ODHS, which was included and heavily weighted in both previously discussed meta-analyses, illustrates the critical importance of distinguishing between *n-6* specific PUFA diets and mixed *n-3/n-6* PUFA diets. In Leren’s⁽³²⁾ detailed publication of study methods, he reported numerous potential confounders (Table 7). First, experimental dieters were instructed to substitute fish, shellfish and ‘whale beef’ for

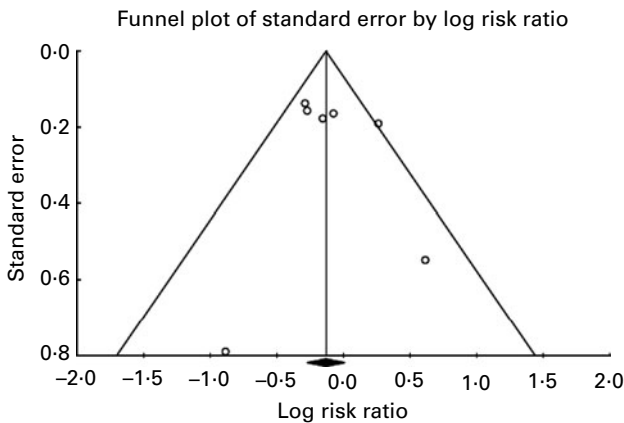


Fig. 5. Evaluation of publication bias for non-fatal MI + CHD death. Visual inspection of the funnel plot for non-fatal MI and CHD death shows a fairly symmetric distribution indicating a low probability of publication bias. Begg’s test was non-significant ($\tau = 0.38$; $P=0.23$).

Table 7. The Oslo Diet Heart Study (ODHS): a mixed *n-3/n-6* PUFA trial

Diet	LA	ALA	EPA + DHA	TFA	Vitamin D	Other	Outcome (5 years)
Experimental	15.6 en %	2.7 en %	2.0 en %† (5 g/d)	Restricted‡	610 IU (15.25 µg)	Nuts, fruits, vegetables, whole grains	CHD events – 25%** Mortality – 25%*
Control (atherogenic)	2.6 en %§	Low	Low	9.6 en %‡	U	U	

LA, linoleic acid; ALA, α -linolenic acid; TFA, *trans*-fatty acid; en %, percentage of daily energy; U, unspecified.

* $P=0.11$, ** $P=0.04$.

† The experimental group in the ODHS was provided with Norwegian sardines canned in cod liver oil, and instructed to substitute finfish, shellfish and whale for eggs and meats. Experimental dieters consumed an estimated 5 g/d (2 en %) of *n-3* EPA + DHA (Appendix 1). The experimental group was also supplied with soy oil, which provided 15.6 en % as LA and 2.7 en % as ALA.

‡ Controls consumed a typical Norwegian diet containing about 2.6 en % from *n-6* LA (8.75 g of LA/12552 J (3000 cal).

§ TFA were 'entirely restricted' in the experimental group (no margarines). In comparison, the control group consumed an estimated 9.6 en % as TFA from 45 g/d of partially hydrogenated fish oil margarine and 20 g/d of partially hydrogenated vegetable oil margarine (Appendix 1).

meats and eggs, and were actually supplied with 'considerable quantities of Norwegian sardines canned in cod liver oil, which proved to be popular as a bread spread'⁽³²⁾. These cold-water fish, sardines, cod liver oil, shellfish and whale provided an estimated 2.0 en % (about 5 g/d) of EPA and DHA (Appendix 1). For context, this is equivalent to more than sixteen typical fish oil pills (1 g pill = 300 mg EPA + DHA) per d. Thus, the experimental group in the ODHS consumed about five times as much EPA + DHA as the Gruppo Italiano per lo Studio della Sopravvivenza nell'Infarto Miocardico Trial, which was found to reduce sudden deaths by 45 % and total deaths by 20 %⁽⁶³⁾. Second, the experimental group consumed massive amounts of soybean oil, which provided large quantities of both LA (15.6 en %) and ALA (2.7 en %). ALA consumption was about 4.5 times average US intake⁽⁴²⁾, or about twelve typical flax oil pills (1 g pill = 560 mg ALA) per d. In addition, the fish and cod liver oil consumption provided Oslo (59°N latitude) dieters with 610 IU (15.25 µg) of daily vitamin D₃, recently linked to lower blood pressure, plaque stabilisation, and reduced CHD events⁽⁶⁴⁾. Furthermore, experimental dieters were encouraged to eat more nuts, fruits, and vegetables; to limit animal fats; and to restrict their intake of refined grains and sugar. Finally, in the two decades before the ODHS, Oslo males had an alarming 7-fold increased incidence of first MI (from 9.0 per 10 000 in 1945 to 64.9 per 10 000 in 1961)⁽³²⁾. This rapid rise coincided with pervasive use of partially hydrogenated fish and vegetable oil margarines, accounting for 65 g/person per d (25 en % as partially hydrogenated oils, approximately 10 en % as TFA) at study onset⁽³²⁾ (Appendix 1). These margarines provided the control group an estimated 6.9 g (2.6 en %) of unusual 20 and 22 carbon TFA produced from the partial hydrogenation of fish oil⁽⁶⁵⁾. Importantly, margarines were 'entirely restricted' and replaced with non-hydrogenated soybean and cod liver oils in the experimental group, whereas the control group continued consumption. The ODHS was clearly a multiple intervention trial with a profound reduction in TFA, and very large increases in ALA, EPA and DHA intakes, rather than simply an '*n-6* PUFA' trial. Given the numerous established and suspected cardioprotective modifications, and the atherogenic control diet, major and highly significant reductions in non-fatal MI and total death would be expected at 5 years of follow-up. Therefore, when put into appropriate context, the modest ODHS benefits (Table 5) do

not support the proposition that '*n-6* PUFA' are cardioprotective and may in fact suggest the opposite.

Distinguishing between trans-fatty acids and SFA

Both the AHA Advisory⁽¹⁾ and the Mozaffarian *et al.*⁽⁷⁾ meta-analysis of RCT imprecisely contend that they evaluated the effects of replacing SFA with PUFA, despite the inclusion of the ODHS and other RCT where experimental diets displaced large quantities of TFA-rich partially hydrogenated oils. Indeed, experimental diets replaced common 'hard' margarines, industrial shortenings and other sources of TFA in all seven of the RCT included in the meta-analysis by Mozaffarian *et al.*⁽⁷⁾. The mean estimated TFA content of the seven control diets was 3.0 en % (range 1.5–9.6 en %) (Table 3 and Fig. 6). In a recent pooled analysis of prospective cohort observational studies⁽⁶⁶⁾, each 2 en % replacement of TFA with SFA, MUFA or PUFA was associated with a CHD risk reduction of 20, 27 and 32 %, respectively. If this association is causal, the replacement of only 2 en % as TFA would be expected to account for the full 19 % reduction in CHD events that Mozaffarian *et al.*⁽⁷⁾ attributed to increasing unspecified PUFA in their meta-analysis. Unfortunately this potential confounding role of TFA was not appreciated. Similarly, the displacement of TFA, rather than the substitution of mixed *n-3/n-6* PUFA for SFA, may account for some or all of the 22 % reduction in non-fatal MI + CHD death in our meta-analysis. By contrast, the increased CHD risks from *n-6* specific PUFA diets in our meta-analysis may be underestimated as *n-6* PUFA also replaced substantial quantities of TFA (Table 3). The consistent trends towards increased CHD risk of *n-6* specific PUFA diets may have become significant if the *n-6* PUFA replaced only SFA, instead of a combination of SFA and TFA.

Mixed n-6 and n-3 PUFA randomised controlled trials

All RCT in the Gordon meta-analysis⁽⁶⁾ that was cited by the AHA Advisory⁽¹⁾ provided mixed PUFA diets containing substantial amounts of both LA and ALA^(17,22,32,35,36) and/or EPA + DHA^(32,34), except for one, in which experimental dieters actually lowered intake of SFA and total fat without increasing PUFA⁽⁶⁷⁾. Similarly, five of the seven RCT included in the Mozaffarian *et al.*⁽⁷⁾ meta-analysis provided mixed *n-3/n-6*

Table 8. Increased CHD and CVD risks for women in the Minnesota Coronary Survey (MCS)

(Risk ratios and 95 % confidence intervals)

Outcome and duration of study	RR	95 % CI	P
Non-fatal MI			
Any	1.47	0.90, 2.38	0.12
Non-fatal MI+CHD death			
Any	1.31	0.90, 1.90	0.16
< 1 year	2.15	1.19, 3.87	0.01
> 1 year	0.87	0.52, 1.44	0.58
Non-fatal MI + CHD death + stroke (total CVD risk)*			
Any	1.32	0.92, 1.90	0.13

RR, risk ratios.

* The MCS was completed in 1973 but the results were not published until 1989⁽³⁹⁾. However, the outcome data for total CVD risk are available via 1975 AHA Conference Scientific Proceedings⁽⁶⁸⁾.

PUFA diets with substantial increases in both LA and ALA^(17,22,32,35,36) and/or EPA + DHA⁽³²⁻³⁴⁾, and another did not provide specific PUFA composition data⁽¹⁸⁾. The STARS increased LA only modestly (by 1.6 en %)⁽³⁴⁾ and doubled intake of EPA + DHA. It was included in the Mozaffarian *et al.*⁽⁷⁾ meta-analysis despite a required pre-intervention 'trial with cholestyramine to identify those who responded to and were tolerant of the drug'⁽³³⁾. Responders were then randomised to one of the three study arms: (1) a control group without diet advice or cholestyramine; (2) 'lipid-lowering' diet advice without cholestyramine; or (3) lipid-lowering diet advice plus cholestyramine. The RCOT⁽³⁷⁾ had no pre-intervention trial requirement, increased LA more substantially (by 14.9 en %), but similarly randomised participants to one of the three study arms: (1) a control group without diet advice; (2) an n-6 specific PUFA diet in which corn oil replaced typical fat sources; or (3) a MUFA diet in which olive oil replaced typical fat sources. Although STARS had three study arms and a pre-intervention drug trial, it was included in their meta-analysis⁽⁷⁾ while the RCOT was excluded for containing 'multiple interventions', despite also having three study arms. Another n-6 specific PUFA RCT, the SDHS, was excluded because it reported only total death, which was considered a 'non-CHD endpoint'⁽⁷⁾. However, the vast majority of deaths (91 %) in the SDHS were attributed to CHD⁽³⁸⁾. The MCS⁽³⁹⁾ was the only RCT that reported increased CHD risk that was included in the Mozaffarian *et al.*⁽⁷⁾ meta-analysis. The MCS was also the only n-6 specific PUFA RCT analysed. However, because it was not recognised as an n-6 specific PUFA trial, the different effects of n-6 specific PUFA and mixed n-3/n-6 PUFA RCT were not apparent.

Table 9. Characteristics of the Lyon Diet Heart Study (LDHS)*

Diet	LA (en %)	ALA (en %)	EPA + DHA	TFA	Vitamin D	Other	Outcome (27 months)
Experimental	3.6	0.8	Low†	Low	U	Nuts, fruits, vegetables, whole grains	CHD events – 73 %‡; Mortality – 70 %§
Control (prudent)	5.3	0.3	Low†	Low	U	U	NA

LA, linoleic acid; en %, percentage of daily energy; ALA, α -linolenic acid; TFA, trans-fatty acids; U, unspecified; NA, not applicable; MI, myocardial infarction; RR, risk ratio.

* The experimental group in the LDHS replaced high-LA oils with low-LA olive and rapeseed oils, and rapeseed-based soft margarine in addition to other dietary changes.

† Fish consumption of mixed species was not significantly different comparing experimental and control groups (47 v. 40 g/d, respectively; $P=0.16$).‡ CHD events (non-fatal MI + CHD death) were reduced by 73 % (RR 0.27; 95 % CI 0.12, 0.59; $P=0.001$).§ Total mortality was reduced by 70 % (RR 0.30; 95 % CI 0.11, 0.82; $P=0.02$).*n-6 specific PUFA randomised controlled trials*

Experimental dietary conditions specifically increased n-6 PUFA, without a concurrent increase in n-3 PUFA in three RCT and four datasets with 9,569 participants^(37-40,46,57) (Table 3). Specific increases in n-6 PUFA were achieved by providing corn and/or safflower oils, which contain substantial LA and minimal ALA, as shown in Table 4. In the RCOT⁽³⁷⁾, experimental dieters consuming corn oil had a 4.64-fold increased risk for both CHD death and death from all causes (RR 4.64; 95 % CI 0.58, 37.15; $P=0.15$) (Table 5). Rose *et al.*⁽³⁷⁾ concluded that 'corn oil cannot be recommended in the treatment of ischemic heart disease' because 'it is most unlikely to be beneficial, and it is possibly harmful'. In the SDHS, the 'Group F' experimental dieters, who consumed safflower oil and a safflower oil polyunsaturated margarine, had a 49 % increased risk of death from all causes (RR 1.49; 95 % CI 0.95, 2.34; $P=0.08$) (Table 5)⁽³⁸⁾. SDHS investigators did not report non-fatal MI or CHD death by group and thus were not included in other meta-analyses of CHD events. However, 91 and 96 % of total deaths in the combined groups were attributed to CHD and CVD, respectively⁽³⁸⁾. Failure to publish the full dataset of this negative study probably led to an overestimation of the beneficial effects of cholesterol-lowering 'PUFA' diets on non-fatal MI and CHD death, in previous meta-analysis and public health advisories, and an underestimation of potential adverse effects of n-6 specific PUFA in this meta-analysis. To our knowledge, the SDHS was not identified as an n-6 specific PUFA RCT in any prior analysis.

The largest n-6 specific PUFA RCT, the MCS, reported results for 4393 men and 4664 women separately⁽³⁹⁾ (Tables 5 and 8). The unique opportunity to 'learn about the preventability of coronary heart disease in women'⁽⁵⁴⁾ was considered an important advantage in the MCS. The risk of non-fatal MI + CHD death was significantly increased among women consuming the n-6 specific PUFA diet for 1 year or less (RR 2.15; 95 % CI 1.19, 3.87; $P=0.01$)⁽³⁹⁾ (Table 8). Women consuming this n-6 specific PUFA diet for any duration had non-significant trends toward increased risk of non-fatal MI (RR 1.47; 95 % CI 0.90, 2.38; $P=0.12$), non-fatal MI + CHD death (RR 1.31; 95 % CI 0.90, 1.90; $P=0.16$)⁽³⁹⁾ and any cardiovascular event (non-fatal MI + CHD death + stroke) (RR 1.32; 95 % CI 0.92, 1.90; $P=0.13$) (Table 8)⁽⁶⁸⁾. Although men had more or less equivocal results (Table 5), female experimental dieters had increased risk of all relevant endpoints. Since the MCS is the only valid RCT testing the effects of an n-6 specific PUFA diet in a female cohort, it is notable that there is a signal towards harm rather than benefit.

Are there risks in lowering *n*-6 PUFA below 5 en%?

We initially presumed that the current population-wide dietary advice to consume 'at least 5–10% of energy as *n*-6 PUFA'^(1,5) was developed from RCT data that assessed clinical CHD outcomes at or below the AHA-specified 5 en% cutoff. However, we could identify only one RCT, the Lyon Diet Heart Study (LDHS)^(69–71), that lowered *n*-6 PUFA below 5 en% and reported CHD outcomes. The LDHS was not selected for inclusion or discussed in the AHA advisory and is not included in our meta-analysis. However, discussion of the LDHS is important in evaluating the potential risks of eating less than 5 en% as LA in the context of other dietary changes. It also provides an important context to judge the ODHS and other high-LA diets.

The LDHS randomly assigned 605 men after an MI to either a 'Mediterranean diet enriched with α -linolenic acid' (*n* 302) group or a control group (*n* 303) (Table 9). Unlike Oslo control dieters who consumed an atherogenic diet, LDHS controls consumed a prudent diet⁽⁷²⁾. Most pertinent, the treatment group replaced high-LA oils and spreads with low-LA olive oil, rapeseed oil and rapeseed-based soft margarine. Experimental dieters had a 32% lower LA intake (3.6 en%) than control dieters (5.3 en%)⁽⁶⁹⁾. After follow-up of 27 months, non-fatal MI + CHD death and overall mortality were 73% (95% CI 0.12, 0.59; *P*=0.001) and 70% (95% CI 0.11, 0.82; *P*=0.02) lower in the experimental group, a far more impressive CHD risk reduction than any RCT included in the aforementioned meta-analyses. Like the ODHS, the LDHS was a multiple intervention trial. LA was not changed in isolation; its reduction was accompanied by an increase in ALA from 0.3 to 0.8 en% (substantially <2.7 en% as ALA in the ODHS experimental group) (Tables 7 and 9). Unlike the ODHS, the LDHS experimental and control diets were not confounded by differences in TFA⁽⁶⁹⁾. However, experimental LDHS dieters did increase intake of oleic acid, fibre, and antioxidants, and reduce consumption of SFA in this multiple intervention trial⁽⁶⁹⁾. Fish consumption was not significantly different (47 v. 40 g/d; *P*=0.16)⁽⁶⁹⁾. The LDHS does not prove that high LA intakes (>5 en%) have adverse consequences; however, it demonstrates that lowering LA below the AHA-specified 5.0 en% is not harmful and, in the context of a Mediterranean diet, produces profound CHD risk reduction. Given these potential benefits of LA lowering, an RCT specifically comparing the effects of low *n*-6 LA (<2 en%) to high LA (>7 en%) intakes on clinical CHD outcomes is warranted to fill a critical evidence gap. LA can be lowered as a controlled variable by providing either (1) high-oleic safflower or sunflower oil, or (2) the standard high-LA version of the same oil, with otherwise identical background diets.

Limitations and strengths

The relatively small number of RCT that have tested the effects of mixed *n*-3/*n*-6 PUFA and *n*-6 specific PUFA diets on CHD outcomes is an important limitation of our analyses, therefore the present results should be interpreted with caution. However, a total of 11,275 participants were included in our analysis; 1,706 in four mixed *n*-3/*n*-6 datasets and 9,569 in four *n*-6 specific datasets. The acquisition of more detailed evidence from RCT has resulted in substantial

improvements compared to prior meta-analysis. The extensive nature of our search allowed us to include relevant RCT that were not considered in prior analyses and to provide more detailed justification for the inclusion and exclusion of trials. Because trials with negative outcomes are less likely to be published⁽⁷³⁾, and more likely to have delayed publication⁽⁷⁴⁾, publication bias is a potential limitation in any meta-analysis. However, we included two appropriate *n*-6 specific PUFA RCT with unfavourable outcomes^(37,38) that were not analysed by Mozaffarian *et al.*⁽⁷⁾. Another *n*-6 specific PUFA RCT^(39,68) that we included, but Gordon did not⁽⁶⁾, published their unfavourable results 16 years after study completion. Our extensive search allowed us to identify the specific study oils used in each RCT, and to compile detailed data on the *n*-6 PUFA, *n*-3 PUFA and TFA content of the experimental and control diets for each RCT. This essential and previously unappreciated data allowed us to classify experimental dietary interventions as either mixed *n*-3/*n*-6 or *n*-6 specific PUFA diets, which were found to have significantly different effects on CHD outcomes.

Conclusion

This detailed methodological evaluation of RCT found that mixed *n*-3/*n*-6 PUFA and *n*-6 specific PUFA diets have significantly different effects on risk of non-fatal MI + CHD death. RCT that substituted mixed *n*-3/*n*-6 PUFA in place of TFA and SFA reduced CHD risk. By contrast, *n*-6 specific PUFA interventions tended to increase CHD risk. These increased CHD risks from *n*-6 specific PUFA diets may be underestimated as they replaced TFA and SFA; reductions of these potentially atherogenic fats would be expected to reduce CHD risk. Consistent with this, we found that the substitution of *n*-6 PUFA for TFA and SFA produced an increased risk of death from all causes that approached statistical significance, when analysed independently or in comparison to mixed *n*-3/*n*-6 PUFA diets. Among women, the only valid RCT that specifically increased *n*-6 PUFA found significant harm in the short term, and a signal toward harm with long-term consumption. Inclusion of the ODHS, which delivered several g of EPA and DHA per d and other mixed *n*-3/*n*-6 PUFA trials, and the exclusion of RCT that showed possible harm of *n*-6 PUFA, introduced significant confounds in the prior meta-analyses. These prior analyses were thus not appropriate for formulating advice specific to *n*-6 PUFA. Based on this evaluation of the specific effects of *n*-6 PUFA in RCT, advice to maintain or increase *n*-6 PUFA should be reconsidered, because there is no indication of benefit, and there is a possibility of harm. A clear distinction should be made between *n*-6 and *n*-3 PUFA in future meta-analyses, reviews, editorials and public health advisories.

Acknowledgements

This project was supported by the intramural research programme of the National Institute on Alcohol Abuse and Alcoholism. Its contents are solely the responsibility of the authors and do not necessarily represent the official views of the National Institute on Alcohol Abuse and Alcoholism or National Institutes of Health. We would like to acknowledge the efforts of everyone who helped us find missing data,

especially Marcia Zorn (National Library of Medicine), Bradley Kuennen and Matthew Schuler (Iowa State University Library), Rachael Davis (E.G. Miner Medical Library), Vanessa Perez (American Heart Association National Center Library), Gillian Swan (UK Food Standards Agency), and the interlibrary loan departments of the Northwestern Galter Health Sciences Library, the University of North Carolina-Chapel Hill Health Sciences Library and the National Institutes of Health. We thank RCT investigators that provided useful information including Boonseng Leelarthapin, Michael Burr and Lael Gatewood. We are grateful to Arthur Spector, Bill Lands, Klaus Gawrisch, Artemis Simopoulos and Keturah Faurot for contributing valuable comments on the manuscript before submission. C. E. R. designed the study, performed the review of the literature and public records, located missing data and was the main writer of the manuscript. J. R. H. directed the study and critically revised the manuscript. S. F. M. performed the literature review, located missing data and assisted in writing and revising the manuscript. J. M. D. conducted the statistical analyses and revised the manuscript. The authors declare that they have no conflicts of interest.

References

- Harris WS, Mozaffarian D, Rimm E, *et al.* (2009) Omega-6 fatty acids and risk for cardiovascular disease: a science advisory from the American Heart Association Nutrition Subcommittee of the Council on Nutrition, Physical Activity, and Metabolism; Council on Cardiovascular Nursing; and Council on Epidemiology and Prevention. *Circulation* **119**, 902–907.
- Harris WS (2008) Linoleic acid and coronary heart disease. *Prostaglandins Leukot Essent Fatty Acids* **79**, 169–171.
- Czernichow S, Thomas D & Bruckert E (2010) n-6 Fatty acids and cardiovascular health: a review of the evidence for dietary intake recommendations. *Br J Nutr* **104**, 1–9.
- Kris-Etherton P & Harris WS (2009) Dietary omega-6 polyunsaturated fatty acids – important for heart health. *Clin Nutr Insight* **35**, 1–5.
- Kris-Etherton P, Fleming J & Harris WS (2010) The debate about n-6 polyunsaturated fatty acid recommendations for cardiovascular health. *J Am Diet Assoc* **110**, 201–204.
- Gordon D (1995) Lowering cholesterol and total mortality. In *Lowering Cholesterol in High Risk Individuals and Populations*, pp. 33–48 [BM Rifkin, editor]. New York: Marcel Dekker, Inc.
- Mozaffarian D, Micha R & Wallace S (2010) Effects on coronary heart disease of increasing polyunsaturated fat in place of saturated fat: a systematic review and meta-analysis of randomized controlled trials. *PLoS Med* **7**, e1000252.
- Katan MB (2009) Omega-6 polyunsaturated fatty acids and coronary heart disease. *Am J Clin Nutr* **89**, 1283–1284.
- Ramsden C (2009) A misrepresented meta-analysis. Letter to *Circulation* [serial on the Internet]. CIRCULATIONAHA/2009/865667. <http://www.americanheart.org/downloadable/heart/1256648338750Omega6letterswresp.pdf>
- Ramsden CE, Hibbeln JR, Lands WE (2008) Letter to the Editor re: Linoleic acid and coronary heart disease. *Prostaglandins Leukot Essent Fatty Acids*, by WS Harris, *Prostaglandins Leukot Essent Fatty Acids*. 2009 Jan; **80**(1): 77; author reply-8.
- Ramsden CE, Faurot KR, Carrera-Bastos P, *et al.* (2009) Dietary fat quality and coronary heart disease prevention: a unified theory based on evolutionary, historical, global and modern perspectives. *Curr Treat Options Cardiovasc Med* **11**, 289–301.
- Katan MB, Brouwer IA, Clarke R, *et al.* (2010) Saturated fat and heart disease. *Am J Clin Nutr* **92**, 459–460.
- Turpeinen O (1968) Diet and coronary events. *J Am Diet Assoc* **52**, 209–213.
- Turpeinen O (1979) Effect of cholesterol-lowering diet on mortality from coronary heart disease and other causes. *Circulation* **59**, 1–7.
- Turpeinen O, Miettinen M, Karvonen MJ, *et al.* (1968) Dietary prevention of coronary heart disease: long-term experiment. I. Observations on male subjects. *Am J Clin Nutr* **21**, 255–276.
- Miettinen M, Turpeinen O, Karvonen MJ, *et al.* (1972) Effect of cholesterol-lowering diet on mortality from coronary heart-disease and other causes. A twelve-year clinical trial in men and women. *Lancet* **2**, 835–838.
- Miettinen M, Turpeinen O, Karvonen MJ, *et al.* (1983) Dietary prevention of coronary heart disease in women: the Finnish Mental Hospital Study. *Int J Epidemiol* **12**, 17–25.
- Burr ML, Fehily AM, Gilbert JF, *et al.* (1989) Effects of changes in fat, fish, and fibre intakes on death and myocardial reinfarction: diet and reinfarction trial (DART). *Lancet* **ii**, 757–761.
- Burr ML, Fehily AM, Rogers S, *et al.* (1989) Diet and reinfarction trial (DART): design, recruitment, and compliance. *Eur Heart J* **10**, 558–567.
- Fehily AM, Vaughan-Williams E, Shiels K, *et al.* (1991) Factors influencing compliance with dietary advice: the Diet and Reinfarction Trial (DART). *J Hum Nutr Diet* **4**, 33–42.
- Burr ML (2001) Reflections on the Diet and Reinfarction Trial (DART). *Eur Heart J* **3**, D75–D78.
- Turpeinen O, Karvonen MJ, Pekkarinen M, *et al.* (1979) Dietary prevention of coronary heart disease: the Finnish Mental Hospital Study. *Int J Epidemiol* **8**, 99–118.
- Reilly JG, Ayis SA, Ferrier IN, *et al.* (2002) Thioridazine and sudden unexplained death in psychiatric in-patients. *Br J Psychiatry* **180**, 515–522.
- Thornton CC & Wendkos MH (1971) EKG T-wave distortions among thioridazine-treated psychiatric inpatients (some correlates of the incidence and severity). *Dis Nerv Syst* **32**, 320–323.
- Rouleau F, Asfar P, Boulet S, *et al.* (2001) Transient ST segment elevation in right precordial leads induced by psychotropic drugs: relationship to the Brugada syndrome. *J Cardiovasc Electrophysiol* **12**, 61–65.
- Lipscomb PA (1980) Cardiovascular side effects of phenothiazines and tricyclic antidepressants. A review with precautionary measures. *Postgrad Med* **67**, 189–192, 195–196.
- Allison DB, Mentore JL, Heo M, *et al.* (1999) Antipsychotic-induced weight gain: a comprehensive research synthesis. *Am J Psychiatry* **156**, 1686–1696.
- Fehily AM, Vaughan-Williams E, Shiels K, *et al.* (1989) The effect of dietary advice on nutrient intakes: evidence from the diet and reinfarction trial (DART). *J Hum Nutr Diet* **2**, 225–235.
- Food and Agricultural Organization of the United Nations [database on the Internet] [cited 2010]. <http://faostat.fao.org/site/345/default.aspx>
- Borenstein M, Hedges L, Higgins J, *et al.* (2006) Comprehensive Meta-analysis version 2. meta-analysis.com2006
- Leren P (1970) The Oslo Diet-Heart Study. Eleven-year report. *Circulation* **42**, 935–942.
- Leren P (1966) The effect of plasma cholesterol lowering diet in male survivors of myocardial infarction. A controlled clinical trial. *Acta Med Scand Suppl* **466**, 1–92.
- Watts GF, Lewis B, Brunt JN, *et al.* (1992) Effects on coronary artery disease of lipid-lowering diet, or diet plus cholestyramine, in the St Thomas' Atherosclerosis Regression Study (STARS). *Lancet* **339**, 563–569.
- Watts GF, Jackson P, Burke V, *et al.* (1996) Dietary fatty acids and progression of coronary artery disease in men. *Am J Clin Nutr* **64**, 202–209.
- Medical Research Council (1968) Controlled trial of soya-bean oil in myocardial infarction. *Lancet* **ii**, 693–699.

36. Hiscock E, Dayton S, Pearce ML, *et al.* (1962) A palatable diet high in unsaturated fat. *J Am Diet Assoc* **40**, 427–431.
37. Rose GA, Thomson WB & Williams RT (1965) Corn oil in treatment of ischaemic heart disease. *Br Med J* **1**, 1531–1533.
38. Woodhill JM, Palmer AJ, Leelarthaein B, *et al.* (1978) Low fat, low cholesterol diet in secondary prevention of coronary heart disease. *Adv Exp Med Biol* **109**, 317–330.
39. Frantz ID Jr, Dawson EA, Ashman PL, *et al.* (1989) Test of effect of lipid lowering by diet on cardiovascular risk. The Minnesota Coronary Survey. *Arteriosclerosis* **9**, 129–135.
40. Executive Committee on Diet and Heart Disease (1968) National Diet-Heart Study Report. Chapter XVII: Faribault Second Study. *Circulation* **37–38**, I.260–I.174.
41. Clarke JAC, Hedley E, Marr JW, *et al.* (1969) Dietary aspects of a controlled trial of soya-bean oil in myocardial infarction. *Int J Food Sci Nutr* **23**, 136–150.
42. U.S. Department of Health and Human Services (2005) Report of the Dietary Guidelines Advisory Committee on Dietary Guidelines for Americans 2005. <http://www.health.gov/dietary-guidelines/dga2005/report/> (Accessed 2010).
43. Watts GF, Jackson P, Mandalia S, *et al.* (1994) Nutrient intake and progression of coronary artery disease. *Am J Cardiol* **73**, 328–332.
44. Dayton S, Pearce ML, Hashimoto S, *et al.* (1962) A controlled clinical trial of a diet high in unsaturated fat. Preliminary observations. *N Engl J Med* **266**, 1017–1023.
45. Significant Points from the Annual Report of Marrickville Holdings. Sydney Morning Herald (19 November 1965). Sydney, Australia.
46. Woodhill JM, Palmer AJ & Blacket RB (1969) Dietary habits and their modification in a coronary prevention programme for Australians. *Food Technol Aust* **21**, 264–271.
47. Woodhill JM & Bernstein L (1973) Lowering serum cholesterol levels by dietary modification. A change in food habits, not a special diet. *Med J Aust* **1**, 973–979.
48. Blacket RB, Woodhill J & Mishkel MA (1965) Diet, hypercholesterolaemia and coronary heart disease. *Med J Aust* **1**, 59–63.
49. Fisher M (1970) How the 'Miracle' was cowed: margarine quotas and politics. *Aust Quart* **42**, 20–33.
50. Palmer J, Woodhill J & Blacket R (1969) Strict modified fat diet in coronary heart disease. The problem of nonresponders. *Isr J Med Sci* **5**, 754–759.
51. Fetcher ES, Foster N, Anderson JT, *et al.* (1967) Quantitative estimation of diets to control serum cholesterol. *Am J Clin Nutr* **20**, 475–492.
52. Brewer ER, Ashman PL & Kuba K (1975) The Minnesota Coronary Survey: composition of their diets, adherence, and serum lipid response. *Circulation* **51 and 52**, II-269.
53. Cornfield J (1942–80) Jerome Cornfield Papers, MS 576. Ames, IA: Special Collections Department, Iowa State University Library. <http://www.lib.iastate.edu/spcl/manuscripts/MS576.html>
54. Frantz ID Jr (PI), Keys, A (Co-I) (1967). R01 HE 0986-03 Research Grant Application: Effect of a Dietary Change on Human Cardiovascular Disease 'The Minnesota Coronary Survey'.
55. Frantz ID (1971) Chemical Analysis of Three Week Food Collection in the Control and Treatment Diets for the Minnesota Coronary Survey: Unpublished Data Comparing the Institutional BC Diets at the Seven Individual Hospitals of the MCS.
56. Frantz ID (PI) (1967). R01 HE 0986-02 Second Supplementary Progress Report: Effect of a Dietary Change on Human Cardiovascular Disease 'The Minnesota Coronary Survey'.
57. Executive Committee on Diet and Heart Disease (1968) National Diet-Heart Study Report. Chapter IX: assessment of the diets. *Circulation* **37–38**, I.125–I.140.
58. Frantz ID Jr (1962) *Notification and Statement of Grant Award: Diet and Heart Disease*. New York: The Minnesota Governor's Council on Developmental Disabilities. <http://www.mnddc.org/past/pdf-index.html>
59. Frantz ID Jr (1963) *Summary Progress Report: Feasibility Study – Diet and Heart Disease (closed study at Faribault, Minnesota)*. New York: The Minnesota Governor's Council on Developmental Disabilities. <http://www.mnddc.org/past/pdf-index.html>
60. Moore RB, Anderson JT, Taylor HL, *et al.* (1968) Effect of dietary fat on the fecal excretion of cholesterol and its degradation products in man. *J Clin Invest* **47**, 1517–1534.
61. Begg CB & Mazumdar M (1994) Operating characteristics of a rank correlation test for publication bias. *Biometrics* **50**, 1088–1101.
62. World Health Organization (2003) *Diet, Nutrition and the Prevention of Chronic Diseases: Report of a Joint WHO/FAO Expert Consultation*. WHO Technical Report Series no. 916. Geneva: WHO.
63. GISSI-Prevenzione Investigators (1999) Dietary supplementation with *n*-3 polyunsaturated fatty acids and vitamin E after myocardial infarction: results of the GISSI-Prevenzione trial. Gruppo Italiano per lo Studio della Sopravvivenza nell'Infarto miocardico. *Lancet* **354**, 447–455.
64. Zittermann A & Koerfer R (2008) Vitamin D in the prevention and treatment of coronary heart disease. *Curr Opin Clin Nutr Metab Care* **11**, 752–757.
65. Cantwell MM, Flynn MA & Gibney MJ (2006) Acute postprandial effect of hydrogenated fish oil, palm oil and lard on plasma cholesterol, triacylglycerol and non-esterified fatty acid metabolism in normocholesterolaemic males. *Br J Nutr* **95**, 787–794.
66. Mozaffarian D, Aro A & Willett WC (2009) Health effects of trans-fatty acids: experimental and observational evidence. *Eur J Clin Nutr* **63**, S5–S21.
67. Medical Research Council (1965) Low-fat diet in myocardial infarction: a controlled trial. *Lancet* **ii**, 501–504.
68. Frantz ID, Dawson EA, Kuba K, *et al.* (1975) The Minnesota Coronary Survey: effect of diet on cardiovascular events and deaths. American Heart Association Scientific Proceedings. *Circulation* **52**, Suppl. 2, II-14.
69. de Lorgeril M, Renaud S, Mamelle N, *et al.* (1994) Mediterranean alpha-linolenic acid-rich diet in secondary prevention of coronary heart disease. *Lancet* **343**, 1454–1459.
70. Renaud S, de Lorgeril M, Delaye J, *et al.* (1995) Cretan Mediterranean diet for prevention of coronary heart disease. *Am J Clin Nutr* **61**, Suppl. 6, 1360S–1367S.
71. Simopoulos AP (2001) The Mediterranean diets: what is so special about the diet of Greece? The scientific evidence. *J Nutr* **131**, Suppl. 11, 3065S–3073S.
72. de Lorgeril M, Salen P, Martin JL, *et al.* (1999) Mediterranean diet, traditional risk factors, and the rate of cardiovascular complications after myocardial infarction – final report of the Lyon Diet Heart Study. *Circulation* **99**, 779–785.
73. Begg CB & Berlin JA (1988) Publication bias – a problem in interpreting medical data. *J R Statist Soc Series A – Statist Soc* **151**, 419–463.
74. Stern JM & Simes RJ (1997) Publication bias: evidence of delayed publication in a cohort study of clinical research projects. *BMJ* **315**, 640–645.
75. Leren P (1968) Effect of plasma-cholesterol-lowering diet in male survivors of myocardial infarction – a controlled clinical trial. *Bull N Y Acad Med* **44**, 1012–1020.
76. Dayton S, Chapman JM & Pearce ML, *et al.* (1970) Cholesterol, atherosclerosis, ischemic heart disease, and stroke. *Ann Intern Med* **72**, 97–109.
77. Dayton S, Hashimoto S, Dixon W, *et al.* (1966) Composition of lipids in human serum and adipose tissue during prolonged feeding of a diet high in unsaturated fat. *J Lipid Res* **7**, 103–111.
78. Dayton S, Hashimoto S & Pearce ML (1965) Influence of a diet high in unsaturated fat upon composition of arterial tissue and atheromata in man. *Circulation* **32**, 911–924.

79. Dayton S, Hashimoto S & Pearce ML (1967) Adipose tissue linoleic acid as a criterion of adherence to a modified diet. *J Lipid Res* **8**, 508–510.
80. Dayton S & Pearce ML (1968) Trial of unsaturated-fat diet. *Lancet* **ii**, 1296–1297.
81. Dayton S & Pearce ML (1969) Diet high in unsaturated fat. A controlled clinical trial. *Minn Med* **52**, 1237–1242.
82. Dayton S & Pearce ML (1969) Prevention of coronary heart disease and other complications of arteriosclerosis by modified diet. *Am J Med* **46**, 751–762.
83. Dayton S & Pearce ML (1970) Diet and atherosclerosis. *Lancet* **i**, 473–474.
84. Dayton S, Pearce ML, Goldman H, *et al.* (1968) Controlled trial of a diet high in unsaturated fat for prevention of atherosclerotic complications. *Lancet* **ii**, 1060–1062.
85. Pearce ML & Dayton S (1971) Incidence of cancer in men on a diet high in polyunsaturated fat. *Lancet* **i**, 464–467.
86. Burr ML & Fehily AM (1991) Fatty fish and heart disease: a randomized controlled trial. *World Rev Nutr Diet* **66**, 306–312.
87. Woodhill JM, Leelarthapin B, Blacket RB, *et al.* (1975) Efficacy of weight reduction and carbohydrate restriction in moderate type 4 hyperlipidaemia. *Cardiac Soc Aust N Z* **5**, 488.
88. Mozaffarian D & Clarke R (2009) Quantitative effects on cardiovascular risk factors and coronary heart disease risk of replacing partially hydrogenated vegetable oils with other fats and oils. *Eur J Clin Nutr* **63**, Suppl. 2, S22–S33.
89. National Food Survey [database on the Internet]. Department of Environment, Food and Rural Affairs [cited 2010]. <http://www.defra.gov.uk/evidence/statistics/foodfarm/food/familyfood/nationalfoodsurvey/index.htm>
90. USDA (2006) USDA National Nutrient Database for Standard Reference.
91. Greaves JP & Hollingsworth DF (1966) Trends in food consumption in the United Kingdom. *World Rev Nutr Diet* **6**, 34–89.
92. Ostlund RE Jr, Racette SB, Okeke A, *et al.* (2002) Phytosterols that are naturally present in commercial corn oil significantly reduce cholesterol absorption in humans. *Am J Clin Nutr* **75**, 1000–1004.
93. Almendingen K, Jordal O, Kierulf P, *et al.* (1995) Effects of partially hydrogenated fish-oil, partially hydrogenated soybean oil, and butter on serum-lipoproteins and Lp[a] in men. *J Lipid Res* **36**, 1370–1384.
94. Enig MG, Atal S, Keeney M, *et al.* (1990) Isomeric *trans* fatty acids in the U.S. diet. *J Am Coll Nutr* **9**, 471–486.
95. Roberts DC (1991) Dietary factors in the fall in coronary heart disease mortality. *Prostaglandins Leukot Essent Fatty Acids* **44**, 97–101.
96. OECD (1954–1985) *Food Consumption Statistics*. Paris: Organisation for Economic Cooperation and Development.

Appendix 1: Calculating the n-6 PUFA, n-3 PUFA and trans-fatty acid content of experimental and control diets

The average daily consumption of specified fatty acids and total energy was provided for the experimental and control groups for the majority of the RCT included in our analyses (Table 5). The percentage of energy from specific fatty acids and fatty acid categories was calculated as follows:

$$\begin{aligned} & \text{\% of energy (en \%)} \\ & = ((\text{fatty acid (g/d)} \times 9 \text{ (kcal/g)}) / \\ & \quad (\text{total daily intake (kcal)})) \times 100. \end{aligned}$$

For example, the experimental group in the ODHS consumed an average of 7.0 g of ALA, and 2387 total kcal/d as shown in Table 13, p. 32 of Leren's report⁽³²⁾. Using the above formula, we calculated that Oslo dieters consumed 2.7 en % from ALA. Although daily EPA + DHA intakes were not specifically quantified, sufficient information was available to estimate EPA + DHA intake. The daily intakes of LA (41.3 g), ALA (7.0 g) and 'other polyenoic' fatty acids (6.6 g) were also provided⁽³²⁾. Aside from LA and ALA, the primary polyenoic acids in human diets are arachidonic acid (AA) and EPA + DHA. In the experimental group, meat was 'restricted as much as possible' and 'one egg with yolk was allowed once a week', while 'fish of all types, and all kinds of shell fish were recommended', and 'whale beef' was recommended as a meat substitute. Experimental dieters were also supplied with 'considerable quantities of Norwegian sardines canned in cod liver oil, which proved to be popular as a bread spread' (Norwegian Canning Industry, Stavanger Preserving Company and Kommedal Packing Company, Stavanger)⁽³²⁾. Because the main sources of AA (meats and eggs) were restricted, and cold-water fish, sardines, cod liver oil, shellfish and whale are all rich sources of EPA and DHA, it follows

that the majority of these 'other polyenoic' fatty acids were EPA + DHA. We conservatively estimated that 75 % of these unspecified polyenoic acids were EPA + DHA, about 5 g/d (2 en %).

TFA consumption was estimated via the same methods. In the ODHS report, Leren states that the average daily per capita intake of margarine was 65 g/d and that 'nearly all marine fat used for human consumption, 40–50 g/d per head, is hydrogenated and used in the manufacture of margarine'. While control group dieters generally 'continued their habitual diet', partially hydrogenated fish oil (PHFO) and partially hydrogenated vegetable oil margarines were 'entirely restricted' in the experimental diet, and replaced with non-hydrogenated soybean and cod liver oils. To estimate TFA intake in the control group, we first searched MEDLINE and found a single reference for the fatty acid content of PHFO, which contained 40.9 g of TFA/100 g of margarine⁽⁶⁵⁾. Interestingly, PHFO contains substantial quantities of TFA with largely unknown metabolic and health effects (i.e. 15.3 g per 100 g of 20 and 22 carbon *trans*-isomers, 7.5 g of which are 20 and 22 carbon *trans*-PUFA isomers derived from AA and EPA and DHA)⁽⁶⁵⁾. PHFO margarine is known to have more substantial adverse effects on lipoproteins (LDL, HDL and Lp(a)) than partially hydrogenated vegetable oil or butterfat⁽⁹³⁾, however, the effects of PHFO on inflammation, endothelial activation, coagulation and arrhythmogenesis are unknown. To estimate the TFA content of partially hydrogenated vegetable oil, we selected the median value used in a recent analysis (35.0 g/100 g)⁽⁸⁸⁾, a conservative estimate because 'hard' margarines in the 1960s were generally higher in TFA than softer margarines of the modern era. Using these estimates, Oslo control dieters consumed 6.9 en % as TFA from PHFO and 9.6 en % from total TFA. These numbers include 6.9 g (2.6 en %) of unusual 20 and 22 carbon *trans* isomers, half of which (3.4 g, 1.3 en %) are 20 and 22 carbon *trans*-PUFA isomers⁽⁶⁵⁾.

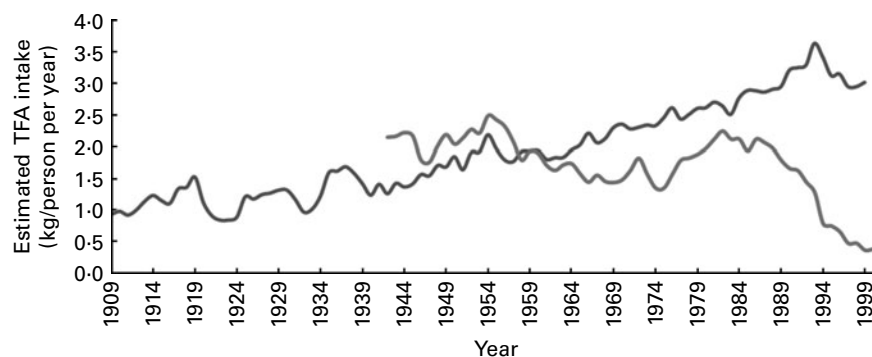


Fig. 6. Estimation of *trans*-fatty acid (TFA) consumption in the US and UK control groups. Consumption of TFA in control groups for the US trials was estimated from the historical food commodities disappearance data for margarines and shortenings obtained from the Economic Research Service of the United States Department of Agriculture as per Center for Nutrition Policy and Promotion guidelines (Appendix 1). Consumption of TFA in control groups for the UK trials was estimated from UK National Food Survey data for per capita household margarine use as described in Appendix 1. The UK figures probably underestimate total TFA intake because they do not include data from shortenings, baked goods or fried foods. —, TFA from margarines and shortenings, USA 1909–99; —, TFA from margarines, UK 1942–2000.

Analogous methods were used to calculate intakes of LA, ALA, EPA + DHA and TFA by experimental and control dieters in other RCT as shown in Tables 3, 7 and 9 and their legends. For the two US studies, the LA Veterans Study and the Minnesota Coronary Study, the consumption of TFA from margarines and shortenings as food was estimated as using economic disappearance data for the years 1959–68 and 1967–73, respectively (Fig. 6)⁽⁴²⁾, and dividing by energy intake to determine en%. Compared to published literature on US TFA intake, these values are conservative estimates⁽⁹⁴⁾. For the three UK studies, the RCOT⁽³⁷⁾, MRC Soy⁽³⁵⁾ and DART⁽¹⁸⁾ TFA were estimated from

UK National Food Survey data for per capita household margarine use for the years 1960–4, 1960–7 and 1983–5, respectively⁽⁸⁹⁾(Fig. 6). These figures are comparable to other published literature on UK margarine intake⁽⁹¹⁾ and are likely to underestimate total TFA intake as they do not include TFA from shortenings, baked goods or fried foods. For the Sydney Diet-Heart Study⁽³⁸⁾, TFA were estimated from the Office of Economic and Community Development Food Consumption Statistics for per capita apparent consumption of margarine in Australia in 1966–73^(95,96). This estimate is likely to underestimate total TFA intake as it does not include TFA from shortenings, baked goods or fried foods.